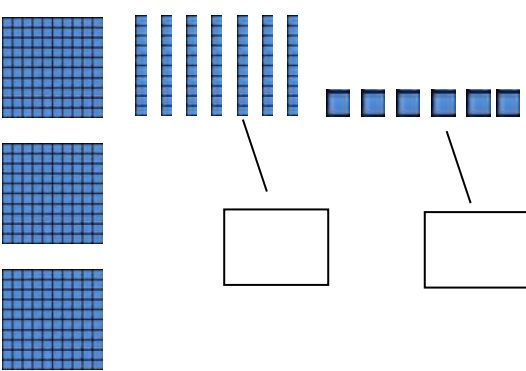
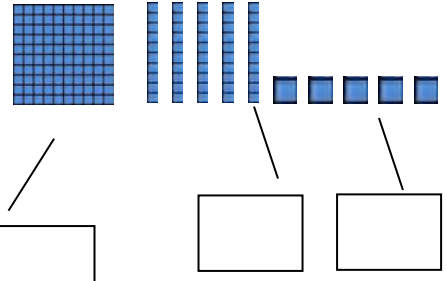
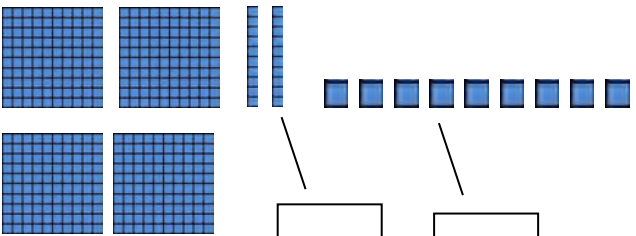
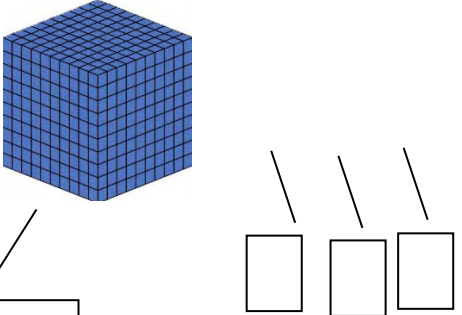


(1-1,000) PLACE VALUE

- We can partition the thousand (TH) hundreds (H), tens (T) and units (U) of a number
- Place value means that if a number is in the first place (U) it represents 1s, if in the second place (T) it represents 10s, if in the third place (H) it represents 100s and if in the fourth place (TH) it represents 1,000s

Put in the missing values

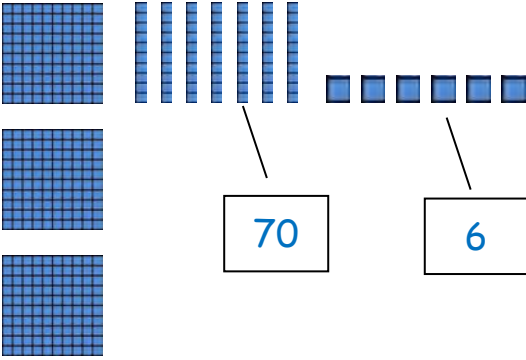
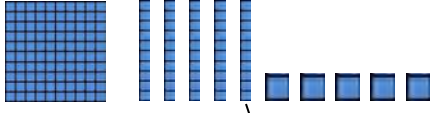
 <div style="display: flex; justify-content: space-around; width: 100%;"> <div style="border: 1px solid black; width: 40px; height: 40px; margin: 0 auto;"></div> <div style="border: 1px solid black; width: 40px; height: 40px; margin: 0 auto;"></div> <div style="border: 1px solid black; width: 40px; height: 40px; margin: 0 auto;"></div> </div> <div style="display: flex; justify-content: space-around; width: 100%;"> H T U </div> <div style="display: flex; justify-content: space-around; width: 100%;"> <div style="border: 1px solid black; width: 40px; height: 40px; margin: 0 auto;"></div> <div style="border: 1px solid black; width: 40px; height: 40px; margin: 0 auto;"></div> <div style="border: 1px solid black; width: 40px; height: 40px; margin: 0 auto;"></div> </div>	 <div style="display: flex; justify-content: space-around; width: 100%;"> <div style="border: 1px solid black; width: 40px; height: 40px; margin: 0 auto;"></div> <div style="border: 1px solid black; width: 40px; height: 40px; margin: 0 auto;"></div> <div style="border: 1px solid black; width: 40px; height: 40px; margin: 0 auto;"></div> </div> <div style="display: flex; justify-content: space-around; width: 100%;"> H T U </div> <div style="display: flex; justify-content: space-around; width: 100%;"> <div style="border: 1px solid black; width: 40px; height: 40px; margin: 0 auto;"></div> <div style="border: 1px solid black; width: 40px; height: 40px; margin: 0 auto;"></div> <div style="border: 1px solid black; width: 40px; height: 40px; margin: 0 auto;"></div> </div>
---	---

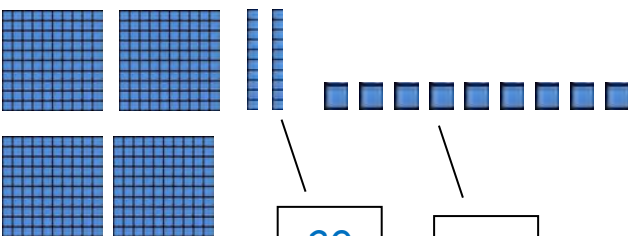
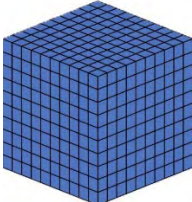
 <div style="display: flex; justify-content: space-around; width: 100%;"> <div style="border: 1px solid black; width: 40px; height: 40px; margin: 0 auto;"></div> <div style="border: 1px solid black; width: 40px; height: 40px; margin: 0 auto;"></div> </div> <div style="display: flex; justify-content: space-around; width: 100%;"> H T U </div> <div style="display: flex; justify-content: space-around; width: 100%;"> <div style="border: 1px solid black; width: 40px; height: 40px; margin: 0 auto;"></div> <div style="border: 1px solid black; width: 40px; height: 40px; margin: 0 auto;"></div> <div style="border: 1px solid black; width: 40px; height: 40px; margin: 0 auto;"></div> </div>	 <div style="display: flex; justify-content: space-around; width: 100%;"> <div style="border: 1px solid black; width: 40px; height: 40px; margin: 0 auto;"></div> <div style="border: 1px solid black; width: 40px; height: 40px; margin: 0 auto;"></div> <div style="border: 1px solid black; width: 40px; height: 40px; margin: 0 auto;"></div> </div> <div style="display: flex; justify-content: space-around; width: 100%;"> TH H T U </div> <div style="display: flex; justify-content: space-around; width: 100%;"> <div style="border: 1px solid black; width: 40px; height: 40px; margin: 0 auto;"></div> <div style="border: 1px solid black; width: 40px; height: 40px; margin: 0 auto;"></div> <div style="border: 1px solid black; width: 40px; height: 40px; margin: 0 auto;"></div> <div style="border: 1px solid black; width: 40px; height: 40px; margin: 0 auto;"></div> </div>
--	---

(1-1,000) PLACE VALUE

Put in the missing values

Answers

 / <input type="text" value="300"/> H T U <input type="text" value="3"/> <input type="text" value="7"/> <input type="text" value="6"/>	 <input type="text" value="100"/> <input type="text" value="50"/> <input type="text" value="5"/> H T U <input type="text" value="1"/> <input type="text" value="5"/> <input type="text" value="5"/>
--	--

 <input type="text" value="400"/> <input type="text" value="20"/> <input type="text" value="9"/> H T U <input type="text" value="4"/> <input type="text" value="2"/> <input type="text" value="9"/>	 <input type="text" value="1000"/> <input type="text" value="000"/> <input type="text" value="00"/> <input type="text" value="0"/> TH H T U <input type="text" value="1"/> <input type="text" value="0"/> <input type="text" value="0"/> <input type="text" value="0"/>
---	--

(1-1,000) PLACE VALUE

- We can partition the thousand (TH) hundreds (H), tens (T) and units (U) of a number
- Place value means that if a number is in the first place (U) it represents 1s, if in the second place (T) it represents 10s, if in the third place (H) it represents 100s and if in the fourth place (TH) it represents 1,000s

Put in the missing values

TH H T U

TH H T U

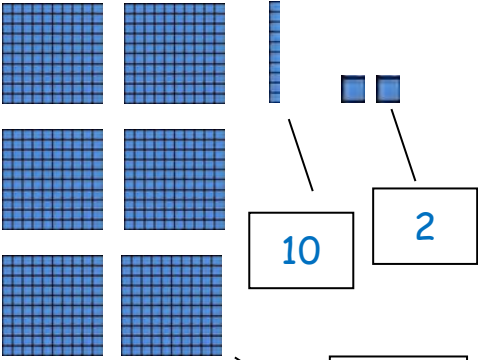
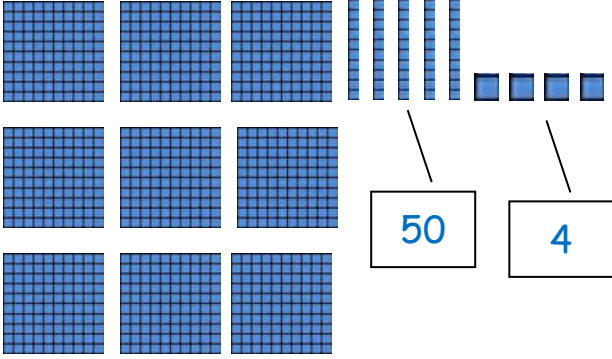
TH H T U

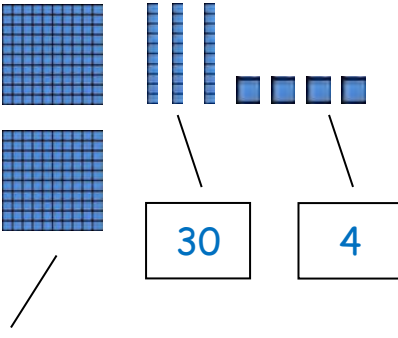
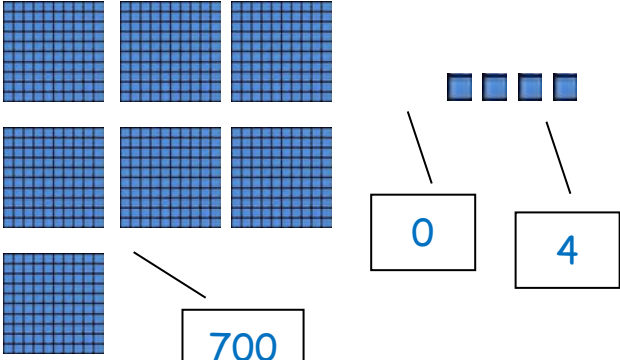
TH H T U

(1-1,000) PLACE VALUE

Put in the missing values

Answers

 <p>600</p> <p>10</p> <p>2</p> <p>TH H T U</p> <p><input type="text"/> 6 1 2</p>	 <p>900</p> <p>50</p> <p>4</p> <p>TH H T U</p> <p><input type="text"/> 9 5 4</p>
---	--

 <p>200</p> <p>30</p> <p>4</p> <p>TH H T U</p> <p><input type="text"/> 2 3 4</p>	 <p>700</p> <p>0</p> <p>4</p> <p>TH H T U</p> <p><input type="text"/> 7 0 4</p>
---	---

(1-1,000) PLACE VALUE

Partition the numbers and put in the missing values

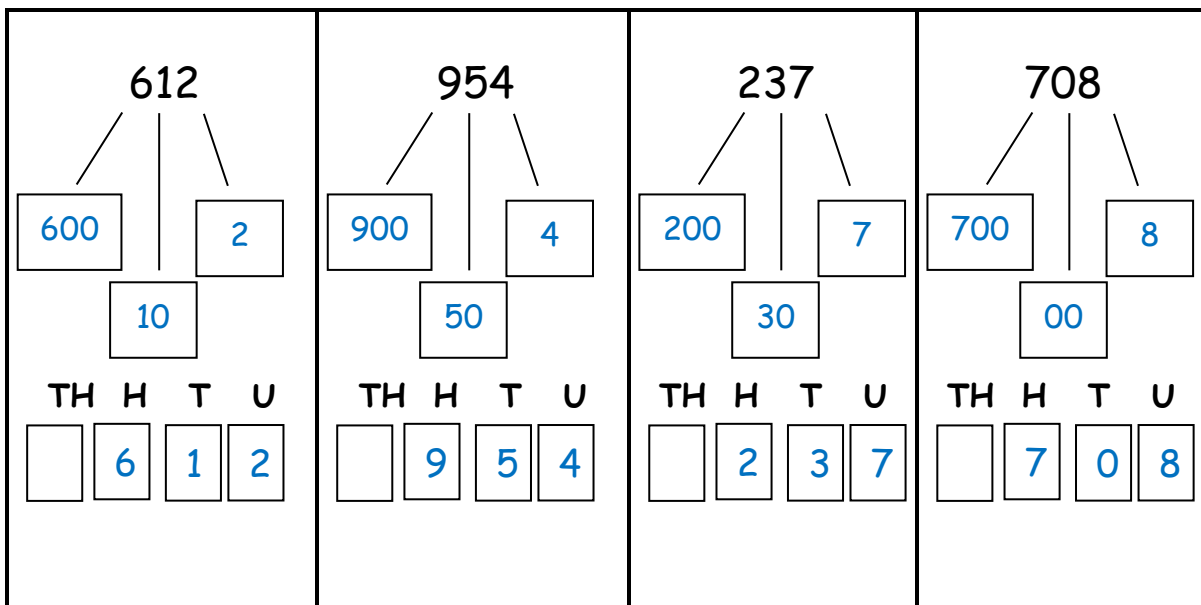
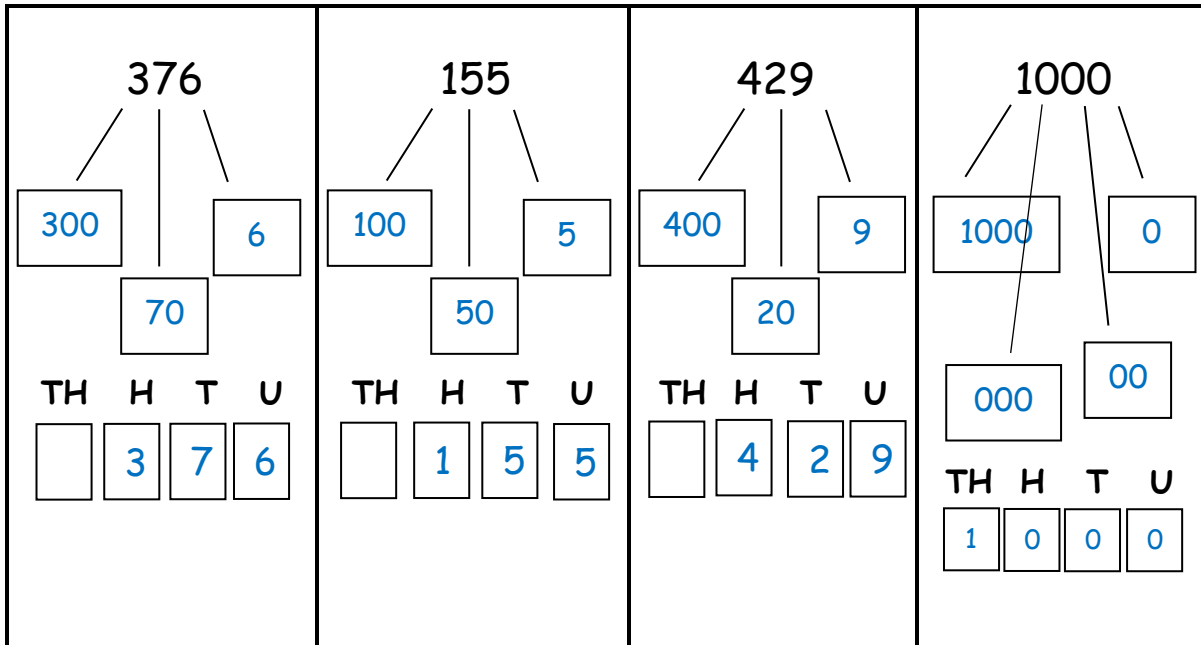
<p>376</p> <p>TH H T U</p> <p><input type="text"/> <input type="text"/> <input type="text"/> <input type="text"/></p>	<p>155</p> <p>TH H T U</p> <p><input type="text"/> <input type="text"/> <input type="text"/> <input type="text"/></p>	<p>429</p> <p>TH H T U</p> <p><input type="text"/> <input type="text"/> <input type="text"/> <input type="text"/></p>	<p>1000</p> <p>TH H T U</p> <p><input type="text"/> <input type="text"/> <input type="text"/> <input type="text"/></p>
---	---	---	--

<p>612</p> <p>TH H T U</p> <p><input type="text"/> <input type="text"/> <input type="text"/> <input type="text"/></p>	<p>954</p> <p>TH H T U</p> <p><input type="text"/> <input type="text"/> <input type="text"/> <input type="text"/></p>	<p>237</p> <p>TH H T U</p> <p><input type="text"/> <input type="text"/> <input type="text"/> <input type="text"/></p>	<p>708</p> <p>TH H T U</p> <p><input type="text"/> <input type="text"/> <input type="text"/> <input type="text"/></p>
---	---	---	---

(1-1,000) PLACE VALUE

Partition the numbers and put in the missing values

Answers



(1-1,000) PLACE VALUE

Underline the value of the digit highlighted in red

a) 23**4**

4 40 400

b) **1**66

1 10 100

c) 3**1**6

1 10 100

d) **4**93

4 40 400

e) 95**2**

2 20 200

f) **7**75

7 70 700

g) **6**12

6 60 600

h) **1**000

10 100 1000

(1-1,000) PLACE VALUE

Underline the value of the digit highlighted in red

Answers

a) 23**4**

4 40 400

b) **1**66

1 10 100

c) 3**1**6

1 10 100

d) **4**93

4 40 400

e) 95**2**

2 20 200

f) 7**7**5

7 70 700

g) **6**12

6 60 600

h) **1**000

10 100 1000